



Bonneagar Iompair Éireann
Transport Infrastructure Ireland

TII Publications

GE PE DN CC OP AM RE

Standard Construction Details - Series 700

April 2017

Standard Construction Details (SCDs) – Series 700

TII Publications contains Standard Construction Details (SCDs) for use on National Road schemes in Ireland. This composite document brings together all the Series 700 SCDs from TII Publications current at the date of this document's publication, into a single location for convenience.

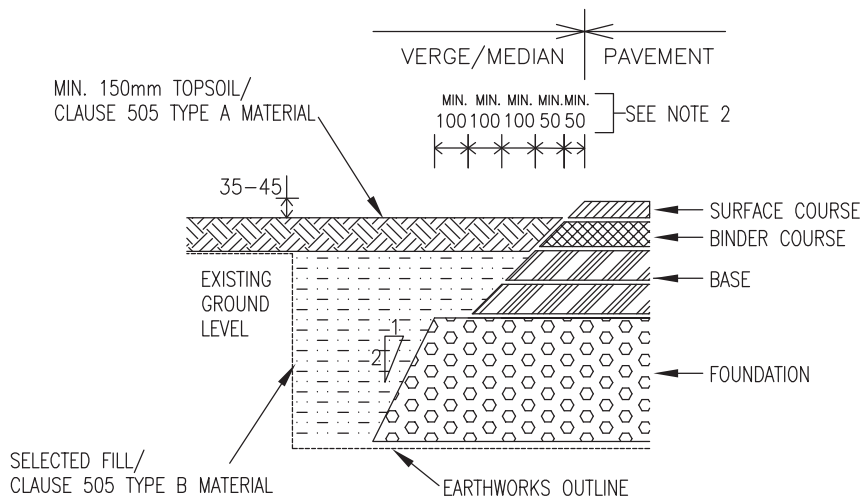
Every effort has been made to keep this composite document updated and available from the TII Publications website (<http://www.tiipublications.ie/>). Please note that the SCD drawings available from the TII Publications website (individually linked below) are the controlled versions for all SCDs.

The SCDs contained in this document are as follows:

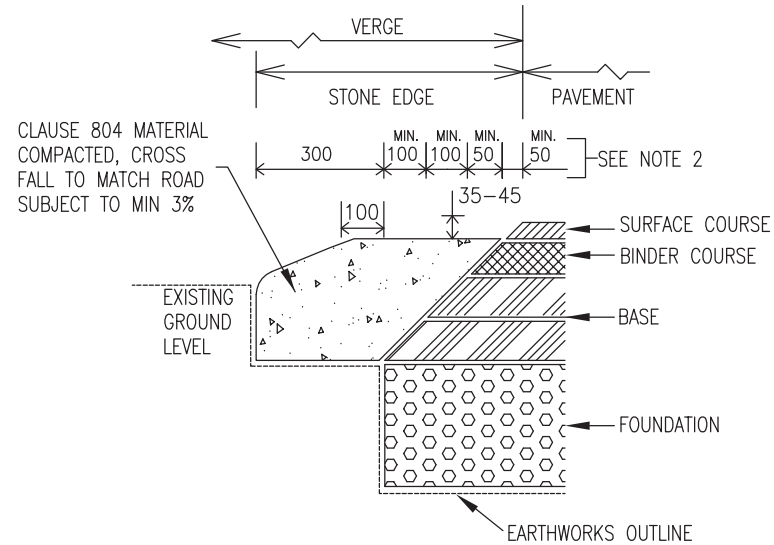
Series 700 Road Pavements - General

CC-SCD-00701	Pavement - Free Pavement Edge Detail
CC-SCD-00702	Pavement - Kerbed Pavement Edge Detail
CC-SCD-00703	Pavement - Transverse Joint Between New Construction and Existing Road
CC-SCD-00704	Pavement - Longitudinal Joint Between New Construction and Existing Road
CC-SCD-00705	Pavement - Trench Reinstatement
CC-SCD-00706	Pavement - Access Road/Service Road

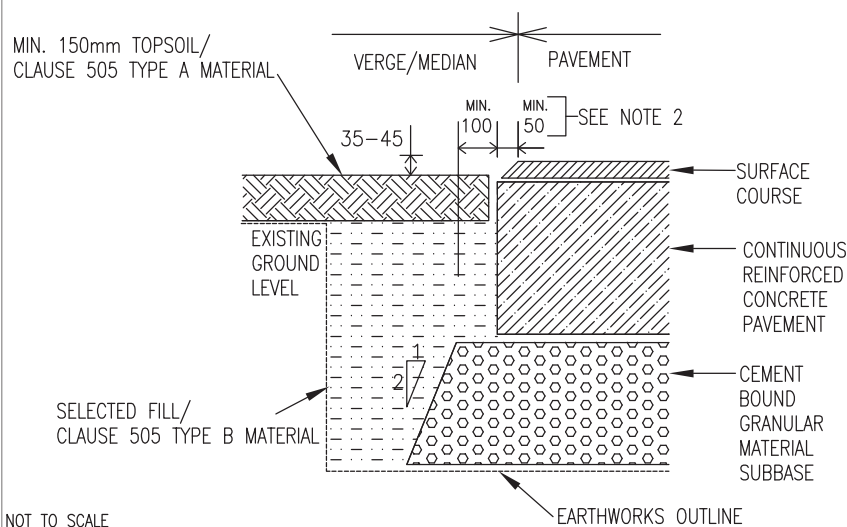
PAVEMENT TYPE 1A :
FULLY FLEXIBLE AND FLEXIBLE COMPOSITE CONSTRUCTION
NEW BUILD AND WIDENING SCHEMES



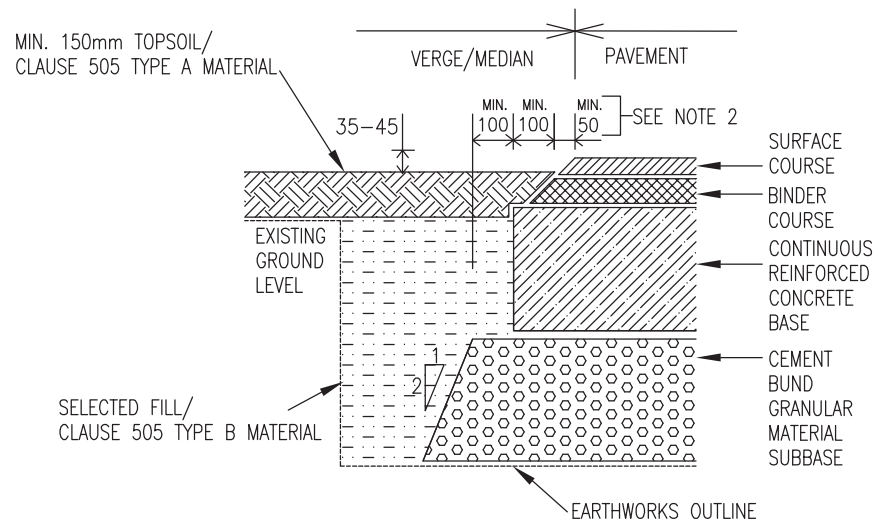
PAVEMENT TYPE 1B :
FULLY FLEXIBLE AND FLEXIBLE COMPOSITE CONSTRUCTION
OVERLAY SCHEMES (SEE NOTE 1)



PAVEMENT TYPE 2 :
RIGID CONSTRUCTION (CRCP)



PAVEMENT TYPE 3 :
RIGID CONSTRUCTION (CRCB)



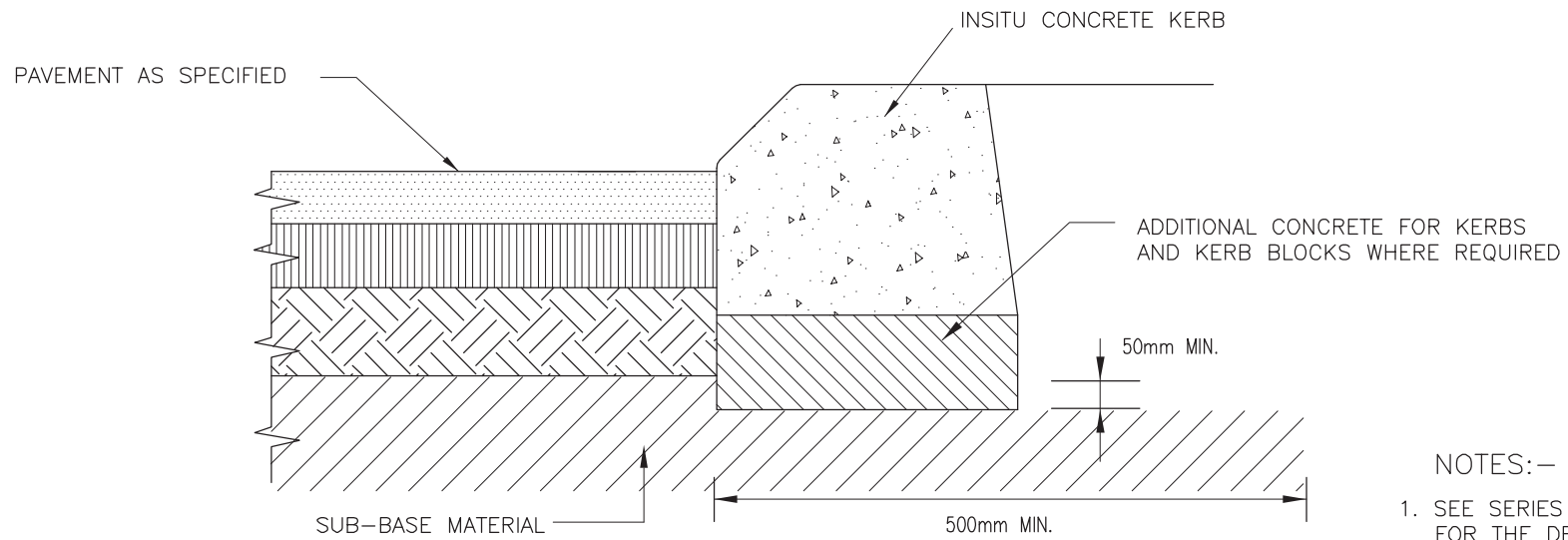
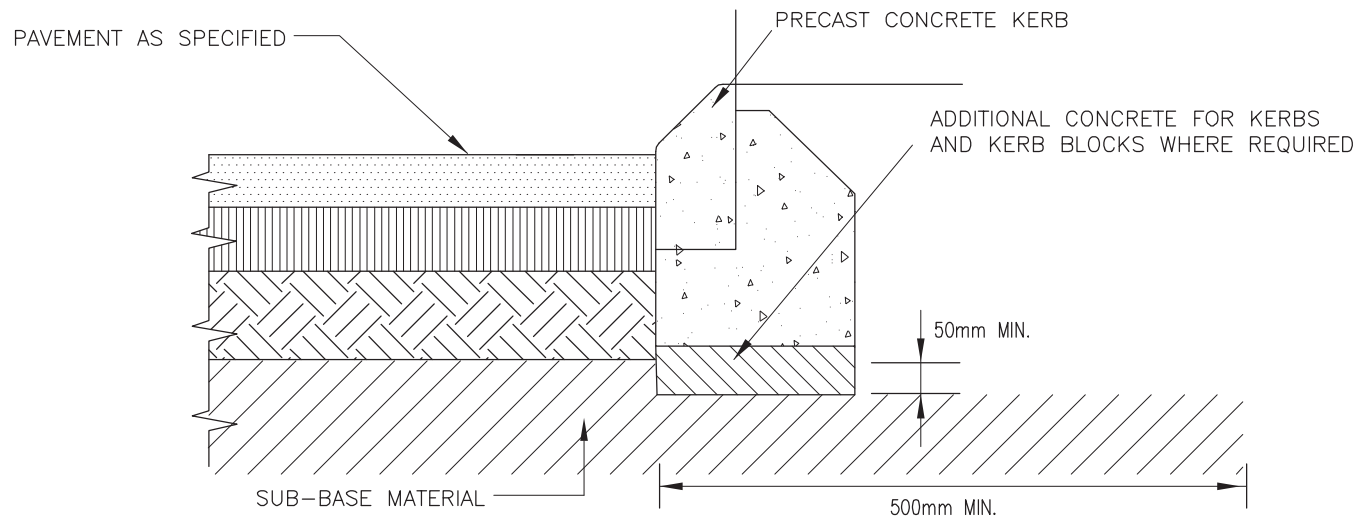
NOTES:

- OVERLAY/INLAY SCHEMES TO INCLUDE RESURFACING AND STRENGTHENING
- MINIMUM DIMENSION AS SHOWN TO BE INCREASED IN ACCORDANCE WITH THICKNESS OF LAYER
- FREESTANDING EDGE OF ALL BITUMINOUS LAYERS TO BE FINISHED TO FORM A 45° OR 60° ANGLE
- FREESTANDING EDGE ON THE OUTSIDE OF THE FINISHED PAVEMENT ON THE HIGH AND LOW SIDES OF THE CAMBER TO BE TREATED IN ACCORDANCE WITH SERIES 900.

TII PUBLICATION NUMBER: CC-SCD-00701

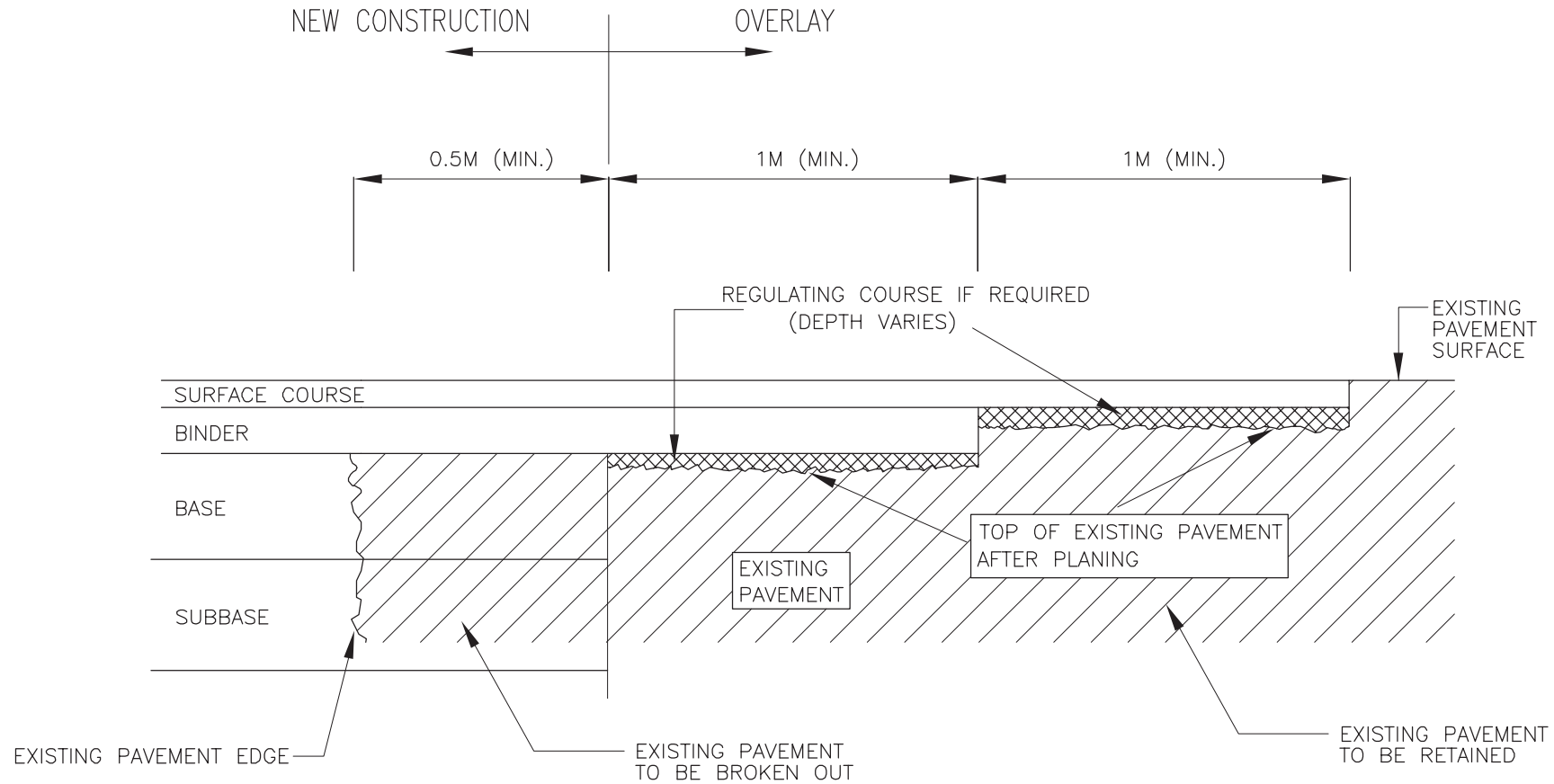
NOT TO SCALE

P4	03/15
P3	12/14
P2	12/10
Issue	Date



- NOTES:—
1. SEE SERIES 1100 FOR THE DETAILS OF THE KERBS.

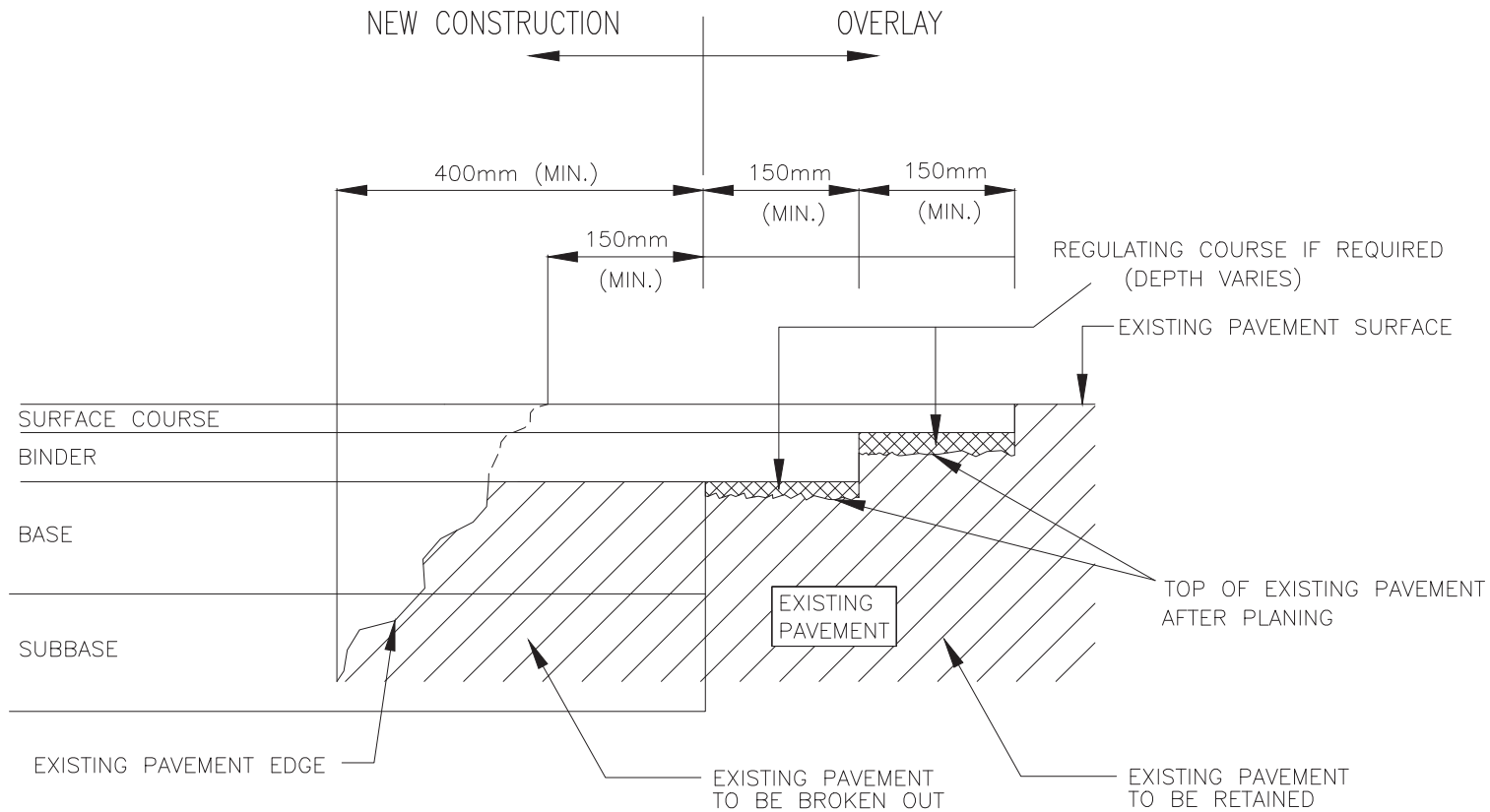
P2	09/10
P1	03/00
Issue	Date



NOTES:

1. EDGES OF EXISTING CARRIAGEWAY TO BE CUT BACK BY 0.5M WITH A ROTARY SAW TO FORM A VERTICAL FACE AND PRIMED IN ACCORDANCE WITH CLAUSE 903.
2. WHERE THE BASE IS TO BE LAID IN TWO LAYERS, THE UPPER LAYER OF BASE SHOULD BE STEPPED INTO THE EXISTING PAVEMENT BY 1M MIN. WITH THE BINDER AND SURFACE COURSE TO BE EACH STEPPED IN A FURTHER 1M MIN. RESPECTIVELY.

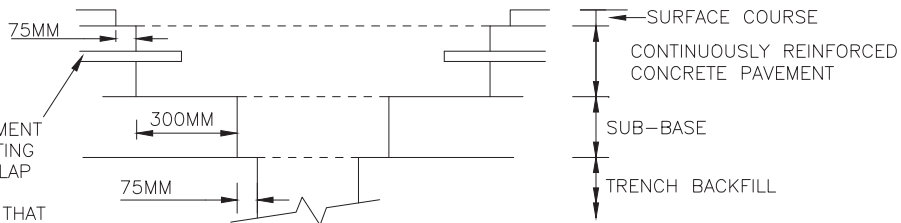
P2	09/10
P1	03/00
Issue	Date



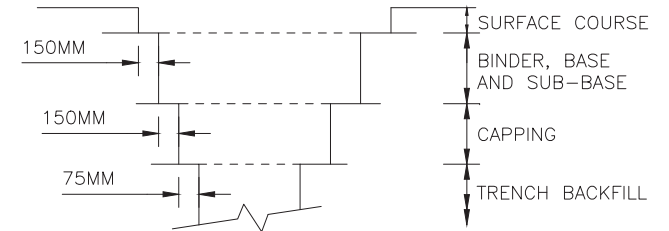
NOTES:

1. EDGES OF EXISTING CARRIAGEWAY TO BE CUT BACK BY 0.4M MIN WITH A ROTARY SAW TO FORM A VERTICAL FACE AND PRIMED IN ACCORDANCE WITH CLAUSE 903.
2. WHERE THE BASE IS TO BE LAID IN TWO LAYERS, THE UPPER LAYER OF BASE SHOULD BE STEPPED INTO THE EXISTING PAVEMENT BY 150mm MIN. WITH THE BINDER AND SURFACE COURSE TO BE EACH STEPPED IN A FURTHER 150mm MIN. RESPECTIVELY.
3. CUTBACK AND BENCHING IN SHALL BE INCREASED AS NECESSARY UNTIL SOUND CLEAN MATERIAL IS ENCOUNTERED.

ANY REMOVAL OF REINFORCEMENT MUST LEAVE SUFFICIENT EXISTING REINFORCEMENT FOR A LAP. LAP AND WELD OR TIE ANY NEW REINFORCEMENT TO REPLACE THAT REMOVED.

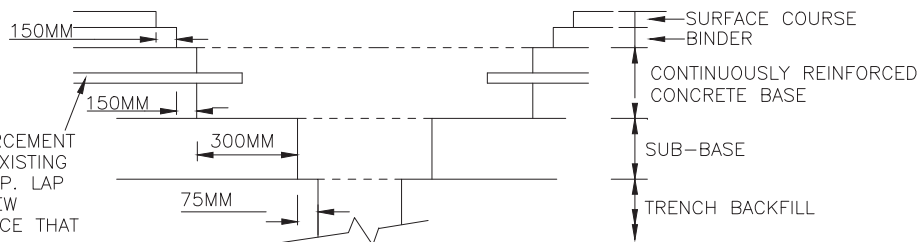


CONTINUOUS REINFORCED CONCRETE PAVEMENT

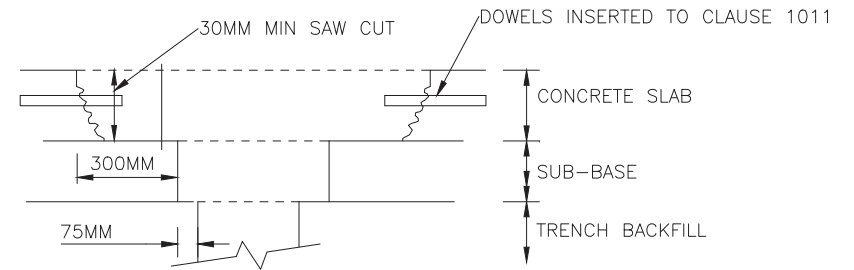


BITUMINOUS AND FLEXIBLE COMPOSITE

ANY REMOVAL OF REINFORCEMENT MUST LEAVE SUFFICIENT EXISTING REINFORCEMENT FOR A LAP. LAP AND WELD OR TIE ANY NEW REINFORCEMENT TO REPLACE THAT REMOVED.

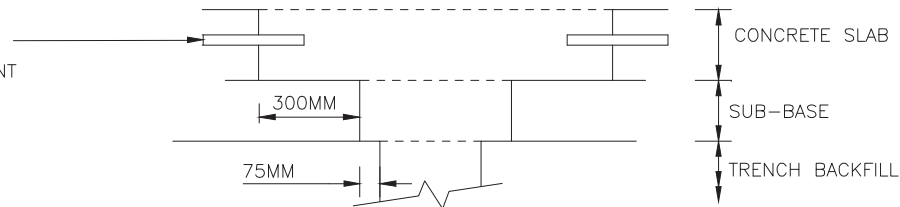


CONTINUOUS REINFORCED CONCRETE BASE



UNREINFORCED CONCRETE SLAB

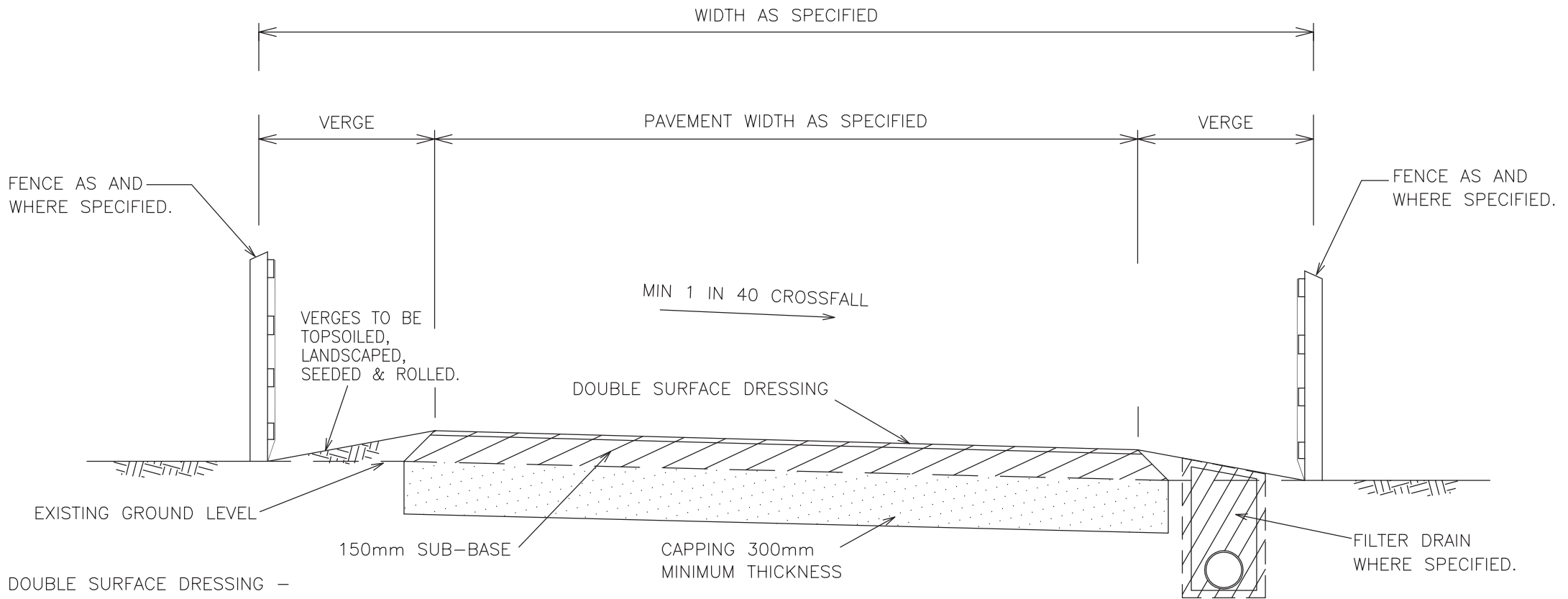
DOWELS OR TIE BARS INSERTED TO CLAUSE 1011 AND 1012 RESPECTIVELY WHERE A NEW JOINT IS BEING MADE. WHERE A NEW JOINT IS NOT BEING MADE ANY REMOVAL OF REINFORCEMENT MUST LEAVE SUFFICIENT EXISTING REINFORCEMENT FOR A LAP. LAP AND WELD OR TIE ANY NEW REINFORCEMENT TO REPLACE THAT REMOVED.



JOINTED REINFORCED CONCRETE SLAB

TII PUBLICATION NUMBER: CC-SCD-00705

P2	12/10
P1	03/00
Issue	Date



DOUBLE SURFACE DRESSING -

6mm CRUSHED ROCK CHIPPINGS AT RATE OF 6-8 l/m²
 AND C69B3 CATIONIC BITUMINOUS EMULSION AT RATE OF 1.3 TO 1.6 l/m²

ON

14mm CRUSHED ROCK CHIPPINGS AT RATE OF 8.3-10.3 l/m²
 AND C69B3 CATIONIC BITUMINOUS EMULSION AT RATE OF 1.2 TO 1.6 l/m²

NOTES :

1. CENTRE OF ACCESS ROAD TO BE 150mm ABOVE EXISTING GROUND LEVEL.

TII PUBLICATION NUMBER: CC-SCD-00706

P3	03/15
P2	12/10
P1	03/00
Issue	Date



Ionad Ghnó Gheata na Páirce,
Stráid Gheata na Páirce,
Baile Átha Cliath 8, D08 DK10, Éire



www.tii.ie



+353 (01) 646 3600



Parkgate Business Centre,
Parkgate Street,
Dublin 8, D08 DK10, Ireland



info@tii.ie



+353 (01) 646 3601